




PRECISION POWER, LLC
A PRECISION GROUP COMPANY
P: +1-888-619-1651
E: sales@goprecisiongroup.com
Website: www.GoPrecisionGroup.com


WARNING


Review the following important safety warnings to avoid bodily injury or damage to equipment during installation or operation of this device. Read ALL instructions before attempting to install or operate this device.


 This device is intended for indoor use only. To prevent the risk of fire or electrical shock, install in dry location free from damp or wet environment, or potentially damp or wet environment.

 Adhere to all acceptable operating environment limitations as listed to prevent the risk of fire or electrical shock (see user specifications within User's Manual)

 Risk of fire or explosion if improper battery is installed and attempted to operate within this device. Device is rated and approved for use with. Follow User Manual instructions for proper installation of battery. Dispose of used batteries in accordance to battery manufacturer specifications.

 NO user-replaceable parts within this device except the battery. Do not remove cover unless you are installing, replacing, or servicing the battery.

 Keep Out of reach of children.

 If you experience problems with the device, discontinue use and unplug from the AC socket. Call your provider for assistance.

FCC NOTICE

This equipment has been tested and found to comply with the limit for a Class B digital device, pursuant to part 15 of the FCC Rules. These limits are designed to provide protection against harmful interference in a residential installation. This equipment generates, uses and can radiate radio frequency energy and, if not installed and used in accordance with these instructions, may cause harmful interference to radio communications. However, there is no guarantee that interference will not occur in a particular installation. If this equipment does cause harmful interference to radio or television reception, which can be determined by tuning the equipment off and on, the user is encouraged to try to correct the interference by one or more of the following measures: (1) Reorient or relocate the receiving antenna. (2) Increase the separation between the equipment and receiver. (3) Connect the equipment into an outlet on a circuit different from that to which the receiver is connected. (4) Consult the dealer or an experienced radio/TV technician for help.

CAUTION: Any changes or modifications could void the authority granted by the FCC to operate this equipment.

NOTE: Precision Power reserves the right to change or correct the contents of this document and does not assume any responsibility for omissions or errors.

Model # PP36L-12U User's Manual



MICRO UPS INTRODUCTION

MICRO UPS is designed and intended for use as a Desktop or Wall-Mount uninterruptable 12Vdc power supply and battery backup device for 12Vdc CPE Equipment (i.e. ONT, Router, Access Point). The MICRO UPS not only provides constant supply of DC power during normal operating conditions, but offers battery backup power in case of electrical power outage.

CONTENTS OF DESKTOP PRO PACKAGE

NOTE: Please verify all standard contents are accounted for upon receipt of Micro UPS.

STANDARD: (1) Power Supply/Charger; (1) Li Ion Battery Pack; (1) AC Power Cord; (1) 7-Pin Connector; (1) User's Manual; (1) Wall Mount Plate

Optional: (1) Universal Wall Mount Enclosure w/ Cover.

INSTALLATION PROCEDURE

A. Slide MICRO UPS Battery Pack onto MICRO UPS Power Supply until MICRO UPS Battery Pack becomes fully flush with the top of the MICRO UPS Power Supply. (Fig.1)



Fig. 1

B. Connect provided AC Power Cord to AC Input Connector on bottom of the MICRO UPS Power Supply (Fig 2).



Fig. 2

C. Connect 3 Prong AC Power Cord Plug End into standard 3 Prong AC Receptacle rated for NEMA 5-15, 3 Prong AC Plug.

D. Verify "System Status" LED is "On" with Green illumination (Fig. 3).

Fig. 3



E. Connect Micro UPS to ONT (Optical Network Terminal) or other 12Vdc CPE Device using cable supplied or made by your network provider. Do not exceed the output ratings as provided in the technical specifications (Fig. 4)

F. Ensure "System Status" LED is the only illuminated LED on the MICRO UPS.

If any additional LEDs are illuminated recheck the MICRO UPS Battery Pack to make sure it is fully seated and ensure that all wiring from the MICRO UPS to ONT is installed correctly as listed by ONT specific instructions.



Fig. 4

BATTERY REPLACEMENT

As long as AC line power is available, the MICRO UPS can operate while the battery pack is replaced

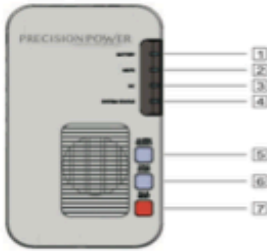
Procedure: Remove the MICRO UPS Battery Pack by sliding off in opposite direction of installation (Fig.1) and follow directions above for installing new MICRO UPS Battery Pack. (Fig.5)



Fig. 5

TECHNICAL SPECIFICATION	
INPUT	
Voltage Range	100Vac- 240Vac
Frequency Range	50/ 60Hz
Input Power Cord	NEMA 5- 15/ 3- Prong Power Cord
Input Ground Reference	Earth Grounded
OUTPUT- ON AC	
Output Voltage	12Vdc (Nominal)
Continuous Power Capacity	3A(36WATT)
OUTPUT- ON BATTERY	
Output Voltage	12Vdc (Nominal)
Continuous Power Capacity	3A(36WATT)
BATTERY	
Battery Type	Lithium Ion Battery Pack
Design Life	10- 15Years
Battery Capacity	14. 8V/ 5200mAh
Typical Recharge Time	<12 hrs
Replaceable Pack	Yes
SURGE PROTECTION AND FILTERING	
Lightning/ Surge Protection	Yes(IEC 61000- 4- 5 2005 LEVEL D)
MANAGEMENT	
Battery Auto- Charge	Yes
Remote Battery Alarming	Optional
Local Alarming(Audible/ Visual)	Yes
Alarm Silence	
24 Hour Silence	Yes
Disable Indefinitely	Yes
ONT Reset	Yes
Cold Start	Yes
PHYSICAL	
Maximum Dimensions (L×W×D)	155mm×89mm×31mm
Weight(lb.)	1. 76lb (with battery pack)
ENVIRONMENT	
Operating Temperature	-10° C - 49° C (14° F - 120.2°) at full power
Operating Humidity	0 - 95% noncondensing within enclosure
Max Operating Eleaion	10,000 ft (3,000 m)
Storage Temperature	-30° C - 65° C (-22° F - 149° F)

VISUAL INDICATORS AND CONTROL SWITCHES



VISUAL INDICATORS			
4	SYSTEM STATUS	Color - Green	Receiving AC power load to operate under normal conditions
3	DC	Color-Green	Working off Battery
2	Mute	Color - Yellow	"Flashing"-Audible Alarm Silenced for 24 hrs, "Solid"-Audible Alarm silenced until manually enabled again.
1	Battery	Color-Red	Service or replace battery, or battery missing

CONTROL SWITCHES			
5	ALARM SILENCE	Disables Audible Alarm Function. Press and release to disable audible alarm for 24 hours. Press and hold for 15 seconds to disable audible alarm indefinitely. Press and hold for another 15 seconds in order to re-enable audible alarm function.	
6	COLD START	Allows Desktop Pro capability to restart and restore standby power with new battery or to use reserve standby power on existing battery when in AC power outage for extended time.	
7	N.I.R.	Network Interface Reset (N.R.I.) - Allows for DC line power reset of Optical Network Terminal. Press and hold for 3 seconds to reset/reboot ONT or CPE device.	

VISUAL AND AUDIBLE STATUS/ALARM SIGNALS			
STATE	VISUAL INDICATOR	AUDIBLE INDICATOR	DESCRIPTION
NORMAL	System Status Indicator "ON"	System Status Indicator "ON"	Operating under normal AC line power load and conditions
ON Battery	DC Indicator "ON"		AC line power failure or AC cord disconnection. Desktop Pro is being supplied battery power.
Replace Battery	Battery Indicator "ON"	1/2 second indicator every 15 minutes	Replace faulty or end of life battery
Battery Missing	Battery Indicator "ON"		Operating on AC power line only without available battery backup for outage scenario. When battery is removed from unit, battery indicator will illuminate after 15 seconds
Low Battery	DC Indicator Flashes	1/2 second audible indicator 4 times per minute	Battery has reached equal to or less than 45% remaining capacity on battery discharge

CONNECTION POINTS FOR VAC (INPUT) AND VDC/TELEMERY (OUTPUT)



WARRANTY STATEMENT

Precision Power warrants that the Product sold by Precision Power, or by either a distributor or stocking representative authorized by Precision Power to sell the Product manufactured by Precision Power, are free from Manufacturing Defects (as defined and as determined below) for a period of three (3) year from the date of sale, subject to and on the terms and conditions set forth in this Limited Warranty. This Limited Warranty gives you specific rights, and you may have other rights, which vary from state to state or province to province.

Precision Power will offer full product replacement or product credit on any deemed "Manufacturing Defects", with respect to the Product or the Product's components, during the three (3) year Limited Warranty period, by, at the customer's sole option, either (a) replacing, at Precision Power cost and expense, the Product; or (b) crediting full refund back to the customer the credit card used for purchase of the Product, provided that (in addition to any other requirements or provisions of the Limited Warranty), the customer returns, with all shipping costs pre-paid at Precision Power's sole expense, the Product that the customer claims are subject to any Manufacturing Defects according to Precision Power's returned merchandise authorization procedures.

Precision Power is the only party authorized to remedy and correct any Manufacturing Defects as provide by this Limited Warranty, and this Limited Warranty does not apply to replacements of the Product or Product component(s), or any other corrective or remedial action with respect to the Product or Product component(s), made by any other party.

Definition of "Manufacturing Defects": "Manufacturing Defects" means verified problems or defects resulting from the manufacture, materials, or workmanship of the Product or the Product component(s) by Precision Power that render(s) the Product or Product component(s) unable to function in a manner consistent with and according to the specifications provided by and / or defined by Precision Power that are applicable to the Product or Product component(s).

Furthermore, Precision Power specifically reserves the right to (a) determine, at its sole, absolute discretion, whether a Manufacturing Defect(s) exists; and (b) decline any claim under this Limited Warranty with respect to Product that Precision Power cannot verify, at its sole, absolute discretion, was sold to the Limited Warranty claimant either directly by Precision Power, or through an authorized Precision Power distributor or stocking representative. Notwithstanding the foregoing, and without limiting the foregoing, "Manufacturing Defects" are NOT unconfirmed defects or problems caused by modifications to, or work performed on, the Product by any party after the sale of the Product by Precision Power. In addition, "Manufacturing Defects" are not unconfirmed defects or problems caused by utilization of the Product in a manner inconsistent with the specifications provided and / or defined by Precision Power that are applicable to the Product, or in any unreasonable manner. Precision Power reserves the right to void this Limited Warranty, and shall not be obligated to make any replacements or credits of the Credit Amount with respect to the Product in the event that work is performed on the Product by any party after the sale of the Product by Precision Power, or if the Product is used in a manner inconsistent with the specifications provided and / or defined by Precision Power that are applicable to the Product, or are used in an unreasonable manner.

EXCEPT AS SET FORTH IN THIS LIMITED WARRANTY, Precision Power MAKES NO OTHER WARRANTIES, EITHER EXPRESSED OR IMPLIED. FURTHERMORE, Precision Power SHALL NOT BE LIABLE FOR ANY DAMAGES (WHETHER CONSEQUENTIAL, INCIDENTAL, OR OTHERWISE) FOR ANY BREACH OF THIS LIMITED WARRANTY, EXCEPT FOR Precision Power's OBLIGATIONS TO REPLACE, OR PROVIDE CREDIT(S) OF THE CREDIT AMOUNT WITH RESPECT TO, THE PRODUCT, AS ELECTED BY Precision Power AT Precision Power's SOLE OPTION, AND AS MORE PARTICULARLY PROVIDED BY THIS LIMITED WARRANTY, AND SUCH REPLACEMENTS OR CREDITS, AS THE CASE MAY BE, SHALL BE THE SOLE REMEDY FOR ANY SUCH BREACH BY Precision Power OF THIS LIMITED WARRANTY.

The Part Numbers corresponding to the Products covered by this Limited Warranty are as follows:
PP36L-12U
FOR WARRANTY CLAIM PLEASE CONTACT:
E: SALES@GOPRECISIONGROUP.COM
P: 888-619-1651